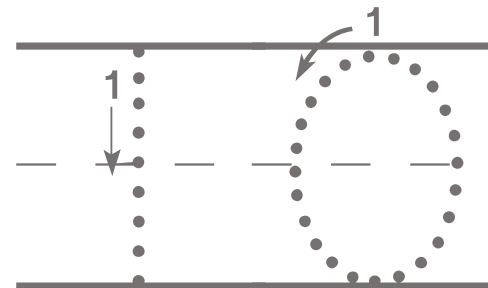

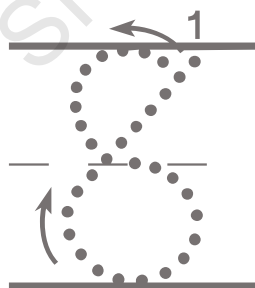
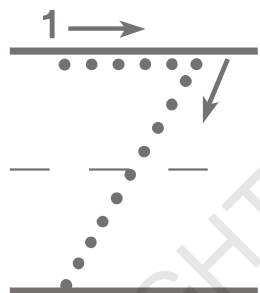
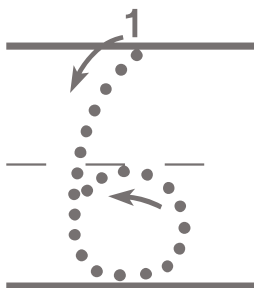
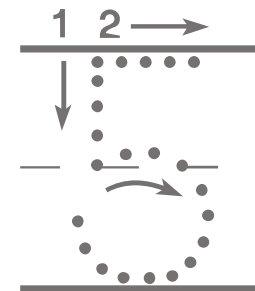
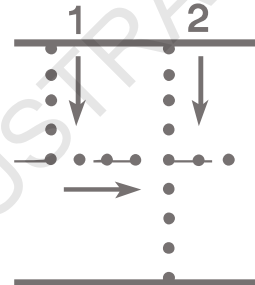
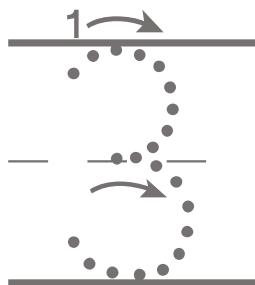
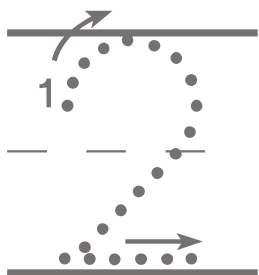
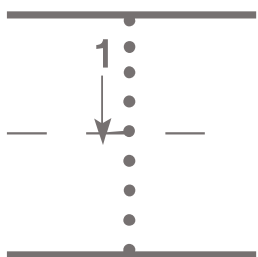


NUMBER WRITING PRACTICE



COPYRIGHT OF SHICHIDA AUSTRALIA 2024



SHICHIDA
AUSTRALIA

NUMBER WRITING PRACTICE

Handwriting practice for numbers 1, 2, 3, 4, and 5. Each number is shown on a set of three horizontal lines (top, middle-dashed, bottom). The numbers are formed by dotted lines with arrows and numbers indicating the stroke order. Below each number is a dashed line for independent practice.

- Number 1: Two vertical lines, each with a downward arrow and the number '1' at the top.
- Number 2: A vertical line with a downward arrow and '1', followed by a curved line starting from the top right, going down and then right, with an arrow and '1'.
- Number 3: A vertical line with a downward arrow and '1', followed by a curved line starting from the top right, going down and then right, with an arrow and '1'.
- Number 4: A vertical line with a downward arrow and '1', followed by a horizontal line with a rightward arrow and '1', and a vertical line with a downward arrow and '2'.
- Number 5: A vertical line with a downward arrow and '1', followed by a curved line starting from the top right, going down and then right, with an arrow and '1', and a horizontal line with a rightward arrow and '2'.

Handwriting practice for numbers 6, 7, 8, 9, and 0. Each number is shown on a set of three horizontal lines (top, middle-dashed, bottom). The numbers are formed by dotted lines with arrows and numbers indicating the stroke order. Below each number is a dashed line for independent practice.

- Number 6: A vertical line with a downward arrow and '1', followed by a curved line starting from the top right, going down and then right, with an arrow and '1'.
- Number 7: A vertical line with a downward arrow and '1', followed by a horizontal line with a rightward arrow and '1', and a diagonal line going down and right, with an arrow and '1'.
- Number 8: A vertical line with a downward arrow and '1', followed by a curved line starting from the top right, going down and then right, with an arrow and '1'.
- Number 9: A vertical line with a downward arrow and '1', followed by a curved line starting from the top right, going down and then right, with an arrow and '1', and a vertical line with a downward arrow and '1'.
- Number 0: A vertical line with a downward arrow and '1', followed by a curved line starting from the top right, going down and then right, with an arrow and '1'.

COPYRIGHT OF SHICHIDA AUSTRALIA 2024